



ENGINEERED


WW516/517 BRONZE RE4.5




460 Surfside



493 Bayfront




529 Oceanside



627 Burnside



698 Conway



529 Oceanside

ENGINEERED

WW516/517 BRONZE RE4.5

	SMOOTH	SCRAPED
Style Number	SW516	SW517
Construction	Engineered	
Species	Birch	
Nominal Overall Thickness	3/8"	3/8"
Nominal Width	5"	5"
Finish	UV Aluminum Oxide	
Gloss Level	20%	
Surface Texture	Smooth	Scraped
Edge Description	Micro Bevel	
End Description	Micro Bevel	
Profile	Tongue And Groove	
Weight per Carton	36.71 lbs	36.71 lbs
SQFT per Carton	29.53 sq ft	29.53 sq ft
SQFT per Pallet	1181.2 sq ft	1181.2 sq ft
Installation Methods	Nail, Staple, Glue, Floating	
Installation Grade	Above, On, Below	
Variation	Moderate	
GREENGUARD® Certified	Yes	
Cradle-to-Cradle Certified	Yes	
Radiant Heat Approved	Yes	
Residential Warranty	50 Years	
Commercial Warranty	5 Year Commercial	

Trim Pieces length: 78" (*Overlap Reducer and Overlap Stairnose are designed for floating installations only. These items are non-stocking - but are available through a quick-ship program. Delivery should take approximately 2 to 3 weeks.)



SFR18
Flush Reducer



SRO18
*Overlap Reducer



SFS18
Flush Stairnose



SSO18
*Overlap Stairnose



SCR18
Threshold / Carpet Reducer



SWTM8
T-Molding



SQTR8
Quarter Round