


RE7

PLATINUM ENGINEERED


WW669 Gravity




7140 Clay




1173 Cotton




1174 Mist



1175 Sun Glow



7140 Clay



7141 Clove

RE7

PLATINUM ENGINEERED

WW669 Gravity

Construction	Engineered	
Species	White Oak	
Nominal Overall Thickness	3/8"	9.5 mm
Nominal Width	7.48"	189.99 mm
Maximum Length	Random lengths up to 74.8"	Random lengths up to 189.99 cm
Finish	UV Aluminum Oxide	
Gloss Level	7%	
Surface Texture	Wirebrushed	
Edge Description	Micro Bevel	
End Description	Mb	
Profile	Tongue And Groove	
Weight per Carton	49.5 lbs	22.45 kg
SQFT per Carton	38.86 sq ft	3.61 sq m
SQFT per Pallet	1748.7 sq ft	162.45 sq m
Installation Methods	Nail, Staple, Glue, Floating	
Installation Grade	Above, On, Below	
Variation	High	
GREENGUARD® Certified	Yes	
Cradle-to-Cradle Certified	Yes	
Radiant Heat Approved	Yes	
Residential Warranty	50 Year Shaw Hardwood Limited Residential Warranty	
Installation	Engineered Hardwood Installation Guidelines	
Maintenance	Shaw Hardwood Maintenance	
All measurements are nominal.	Cartons may include random lengths.	

Suggested Adhesive

Style Name	Style Number
35MC	HS105

Trim Pieces length: 78" (*Overlap Reducer and Overlap Stairnose are designed for floating installations only. These items are non-stocking - but are available through a quick-ship program. Delivery should take approximately 2 to 3 weeks.)



105FR
Flush Reducer



105OR
*Overlap Reducer



105FS
Flush Stairnose



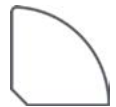
105OS
*Overlap Stairnose



105TH
Threshold / Carpet
Reducer



103TM
T-Molding



103QR
Quarter Round