


WPC



TRIMS AVAILABLE!

Coral Bay

SWANKY TW12V




1201 Scottsdale




1202 Coral Bay




1203 St Croix



1204 Mojito Hill



1205 San Domenico



1206 Cocora Valley

SPECIFICATIONS

CONSTRUCTION:	WPC
SIZE:	7" X 60"
TOTAL THICKNESS:	10mm
WEAR LAYER:	28 mil
ATTACHED PAD:	1.5mm IXPE
BEVEL TYPE:	Pressed Bevel
EMBOSS TYPE:	Embossed/Register Hi Def Wood Grain
INSTALLATION:	Floating/Uniclic®
SQ FT / CARTON:	17.72
CARTONS / PALLET:	75
SQ FT / PALLET:	1328.75





SWANKY 1206 Cocora Valley



SWANKY 1205 San Domenico



SWANKY 1201 Scottsdale



SWANKY 1203 St Croix